

TELEPHONE WASATCH 1199

Con. Serial 16767

ASSAY CERTIFICATE

UNION ASSAY OFFICE, INC.

M. S. HANAUER, Pres.
I. V. SADLER, V. Pres. & Treas.
A. C. SELBY, Secretary
A. C. SELBY, Jr., Asst. Secy.

Salt Lake City, Utah

Sept. 28, 1936

RESULTS PER TON OF 2000 POUNDS

LOT	CLASS	GOLD Oms. per Ton	SILVER Oms. per Ton	LEAD Wet on Ore	COPPER Per Cent.	INSOL. Per Cent.	ZINC Per Cent.	SULPHUR Per Cent.	SPERSS Per Cent.	IRON Per Cent.	LIME Per Cent.	Per Cent.
1-C & D	MIX	0.035	49.9									
U. S. S.		0.030	49.8									
<i>Results of shipment in 1936</i>												

Remarks

Sampled By U. S. S. Co.

Charges \$ 2.00

[Handwritten Signature]

920 MARKET STREET

ESTABLISHED 20 YEARS

SAN FRANCISCO, CAL.

Hinner Assaying and Refining Co.

ASSAYERS AND MINERALOGISTS

Assay Certificate

Deposited by

F. Patterson

San Francisco, Cal.

July 18 1907

OFFICE NO.	OWNER'S MARK	GOLD		SILVER		Toll Value Per Ton PRECIOUS METALS	IRON %	LEAD %	COPPER %	COPPER VALUE PER TON	TOTAL VALUE BASED AND PRECIOUS METALS
		GRAIN PER TON	VALUE PER TON	GRAIN PER TON	VALUE PER TON						
7587	1		\$	153	\$ 18.00	\$ 18.00				\$	\$
888	2			123	12.00	12.00					

Gold at 20 67 per oz.
 Silver at 1.5 per oz.
 Copper at 1.5 per lb.
 Lead at 2.0 per lb.
 Charges *2.00*
 We purchase fine and Base Bullion, Rich Ore, Crusts, Etc.

Hinner Assaying & Refining Company

Assayer and Chemist

SAN FRANCISCO, CAL.

Miner Assaying and Refining Co.

ESTABLISHED 20 YEARS
ASSAYERS AND MINERALOGISTS
San Francisco, Cal.

15 MARKET STREET

Deposited by *J. A. Patterson*

Office No. *9890*

OWNER'S MARK *H. A. R.*

GOLD	SILVER	COPPER	LEAD	IRON	Total Value Per Ton Precious Metals	GOLD		SILVER		COPPER		LEAD		IRON	
						OZS PER TON	VALUE PER TON	OZS PER TON	VALUE PER TON	%	MARK	PER TON	VALUE	%	MARK
						368	\$ 127.00	3	\$ 127.00						
						127									
<i>Assay Certificate - Silver Standard</i>															

Miner Assaying & Refining Company

J. A. Patterson

Assayer and

Gold at 20.67 per oz.
Silver at per lb.
Copper at per lb.
Lead at
Charges
We will make fine and pure Bullion. Wash ore. Crystals, &c.

1912

Western Assayers

Engineers, Metallurgists and Chemists
 224 South Spring Street
 Los Angeles, Calif.
 NORMAN W. PARLEE Mining Engineer

ASSAY CERTIFICATE

BUS. MUTUAL EXCH.
 REG. WALNUT ST. 78

Los Angeles, Calif.,

Sept. 19 1940

We hereby certify that the samples described below, received from

W. R. Maxwell, 45 City Hall, L.A.

assay as follows:

Owner's Mark and Sample	GOLD		SILVER		TOTAL VALUE PER TON	PERCENTAGE OF	
	OZS. PER TON	VALUE PER TON	OZS. PER TON	VALUE PER TON		COPPER	LEAD
8783, Concentrate, Placer	6.32	221.20	1.87	1.31	222.51		

GOLD @ 35 PER OZ.
 SILVER @ 71 PER OZ.

LEAD @ _____ CENTS
 COPPER @ _____ CENTS

CHARGES 254 Paid

Norman Parlee
 ASSAYER

Our dependable assays will bring you back — We check, double check and guarantee our work.

ED. EISENHAUER, JR.
 320-312 So. San Pedro St.
 Los Angeles 13, Calif.

ASSAY CERTIFICATE

PHONE VANDIKE 9388

Los Angeles, Calif. NOV 29/50 19

I hereby Certify that the samples described below, received from

W. R. Maxwell

assay as follows:

Owner's Mark and Sample	GOLD		SILVER		TOTAL VALUE PER TON	PERCENTAGE OF		
	OZS. PER TON	VALUE PER TON	OZS. PER TON	VALUE PER TON		COPPER	LEAD	ZINC
# 1- 30 Gold Rifle	40	14.00	870.44	783.40	797.40			
# 2- 30 chippings	08	2.80	348.50	513.65	516.45			
# 3- 30 & 30 plus	05	1.75	30.52	27.47	29.22			
# 4- 30 plus tails	02	.70	24.20	21.78	22.48			
# 5- 30 plus chippings	10	3.50	253.60	228.24	251.74			
# 6- Heads	04	1.40	36.44	32.80	34.20			
# 7- plus 14	02	.70	32.02	28.82	29.52			


GOLD @ \$ 35 PER OZ.

SILVER @ \$ 1.90 PER OZ.

LEAD @ _____ C.

COPPER @ _____ C.

CHARGES 8.75



ASSAYER

ED. EISENHAUER, JR.
 320-322 So. San Pedro St.
 Los Angeles 13, Calif.

ASSAY CERTIFICATE

PHONE VANDINE 0326

I hereby Certify that the samples described below, received from
 Los Angeles, Calif. June 21/51 19

W. R. Maxwell

assay as follows:

Owner's Mark and Sample	GOLD		SILVER		TOTAL VALUE PER TON	PERCENTAGE OF		
	OZS. PER TON	VALUE PER TON	OZS. PER TON	VALUE PER TON		COPPER	LEAD	ZINC
	02	\$ 70	24	\$ 22	\$ 92			

GOLD @ \$ _____ PER OZ.
 SILVER @ \$ _____ PER OZ.
 LEAD @ _____ C.
 COPPER @ _____ C.

CHARGES 1.25

Ed. Eisenhauer
 ASSAYER

R. R. CASTO
PRESIDENT

PHONE 3-7417

P. M. CRISMON
VICE-PRESIDENT

CRISMON & NICHOLS

229-231 SO. WEST TEMPLE ST.

ORRIN FISHER
SECRETARY-TREASURER

P. O. BOX 1706

REPORT OF ASSAY

SALT LAKE CITY 10, UTAH, August 21, 1952

W. R. Maxwell

WE HAVE ASSAYED YOUR five SAMPLES AND FIND them TO CONTAIN AS FOLLOWS:

DESCRIPTION	NO.	OZS. GOLD PER TON	OZS. SILVER PER TON	PER CENT LEAD	PER CENT COPPER	PER CENT ZINC	PER CENT INEOL.	PER CENT IRON	PER CENT	VALUE OF GOLD PER TON
Heads	1	0.03	15.60							\$ 1.05
Tails	2	0.02	7.50							70¢
Black Concts.	3	0.06	164.60							\$ 2.10
General Concts.	4	0.03	27.20							\$ 1.05
Blanket Concts.	5	0.02	10.80							70¢


REMARKS:

5.00 Paid

CHARGES \$

CRISMON & NICHOLS

BY



KENNECOTT COPPER CORPORATION

NEVADA MINES DIVISION

MCGILL, NEVADA

October 11, 1952

Messrs. W. R. Maxwell & E. J. Long
Tuscarora, Nevada

Gentlemen:

Enclosed is a certificate showing the assays and analyses of the six samples you submitted. The following tabulation shows the smelter settlement valuations per ton and the treatment rates per ton on each of the samples.

	Per Ton	
	<u>Smelter Settlement Valuation</u>	<u>Treatment Rate</u>
#1 Tank	\$31.73	\$2.81
#2 Highgrade	104.25	5.96
#1 Dump	14.26 ✓	1.40
#2 Upper Dump	24.85 ✓	2.10
#3 Middle Dump	39.67 ✓	3.85
#4 Bunker	19.36 ✓	1.69

We would be glad to accept material of the above for treatment consistent with our schedule of treatment rates, a copy of which is enclosed. An information sheet is enclosed which we ask that you please fill out and mail to this company when making shipment.

Yours very truly,

Edward Pesout

Edward Pesout
Smelter Superintendent

Enc.

KENNECOTT COPPER CORPORATION

NEVADA MINES DIVISION

McGILL LABORATORY—CERTIFICATE OF ASSAY

Name **W. R. Maxwell & H. J. Long**

Date **McGill, Nevada, October 11, 1952**

SAMPLE MARKED	Oz. Per Ton		Per Cent Cu.	Per Cent Insol.	Per Cent SiO ₂	Per Cent Fe.	Per Cent CaO	Per Cent Al ₂ O ₃	Per Cent S	Per Cent Moisture
	Au.	Ag.								
#1 Tank	.04	36.74			87.1	3.4	0.1	4.2	0.1	
#2 Upgrade	.06	123.48			80.7	8.1	0.1	4.9	1.4	
#1 Dump	.04	15.66			88.7	3.2	0.1	4.1	0.1	
#2 Upper Dump	.04	28.44			87.7	2.6	0.1	4.8	0.1	
#3 Middle Dump	.04	46.32			88.3	2.5	0.1	4.4	0.1	
#4 Tanker	.04	21.83			84.9	2.2	0.1	6.6	0.1	

[Signature]
 Chief Chemist

1b

THE EISENHAUER LABORATORIES
 316-322 South San Pedro Street
 Los Angeles 13, California

ASSAY CERTIFICATE

Los Angeles, Calif. Sept. 20/62 19

PHONE MADISON 2-9323

I hereby Certify that the samples described below, received from

W. Maxwell

Assay as follows:

Owner's Mark and Sample	GOLD		SILVER		TOTAL VALUE PER TON	PERCENTAGE OF		
	OZS. PER TON	VALUE PER TON	OZS. PER TON	VALUE PER TON		COPPER	LEAD	ZINC
	.09	\$ 3.15	.82	\$	\$ 4.10			

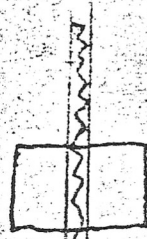
[Signature]
 Assayer

GOLD @ \$ 35 PER OZ.
 SILVER @ \$ 1.10 PER OZ.
 LEAD @ C.
 COPPER @ C.

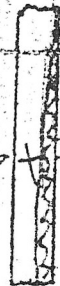
CHARGES Paid

Established 1916

N



← SCORPION



ASSAY #1
DEPTH-20FT.

← Falcon

S

02
520
6-1